



AlphabettiTM Book 1-B

dod and bob



Written and illustrated by

Miz Katz N. Ratz

A Progressive PhonicsTM book

Copyright (c) 2007 by Miz Katz N. Ratz, patent pending

alphabetti box

d o g + b


(letters practiced in this book)

Quick Start Guide



Read the book WITH your child. You read the “regular” text, and he/she reads the big, red words, sort of like reading the different parts in a play.

Help your child sound out the words as needed.




Read the book many times. This helps develop the eye muscles and left-to-right reading patterns that are necessary for reading.

Don't rush it. Body builders don't train in a day, neither does a child.




Use the handwriting worksheets – when children write what they learn, they learn it better.

Don't worry about upper-case letters or capitalizing proper nouns. Uppercase letters are taught in a later book.

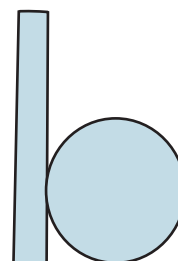



This is the letter “b” – the letter
“b” says “buh” as in boy, ball,
and bee.


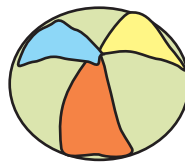

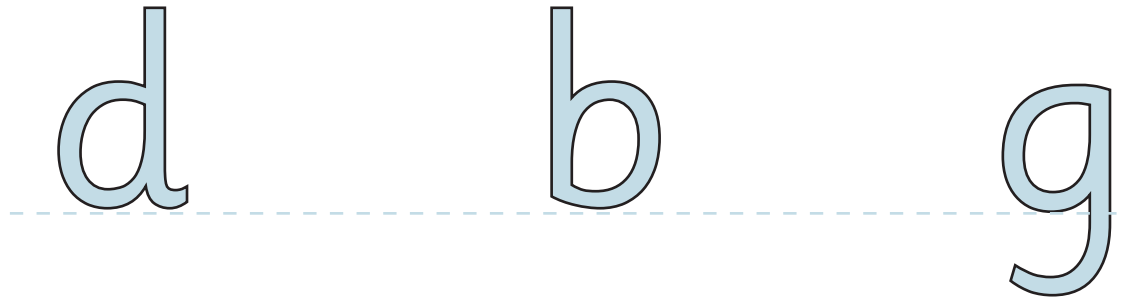
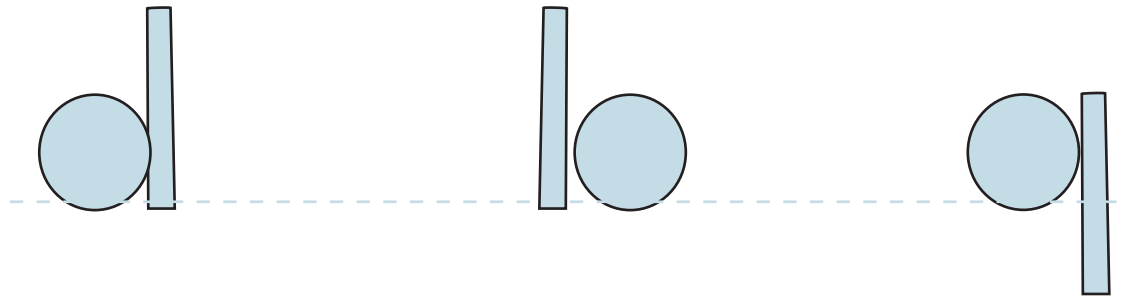
b



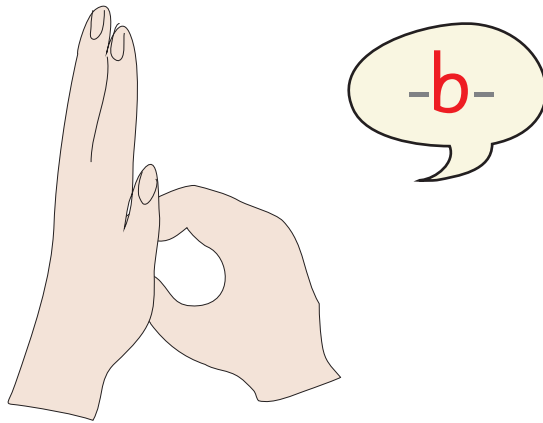
The letter “b” is made of a ball and
a stick – see...



The letter “b” looks a lot like a “d” and a “g”, but the ball the ball is in a different place. Keep your eye on the ball so you know if a letter is a “d”, a “b” or a “g.”
(If a child has difficulty with this, go back to Book 1 and/or use the activity sheets until he/she gets it.)



Let's use our hands to make the letter "b" –



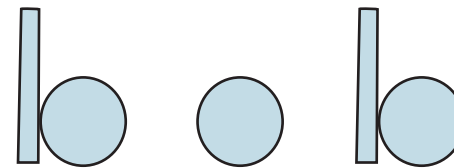
This hand is
the stick

And this hand
is the ball

And what does the letter "b" say?
(Have the child make the letter "b"
sound several times. You can also
practice the hand signals for the
letters "d", "b" and "g".)

Let's see what we can do with
the letter "b" – let's sound out
the letters, and see what this
says –

b o b




Look at the words we can make
with the letters we know...

b o b

d o d


d o g




Every day, **dod**

meets his other end at

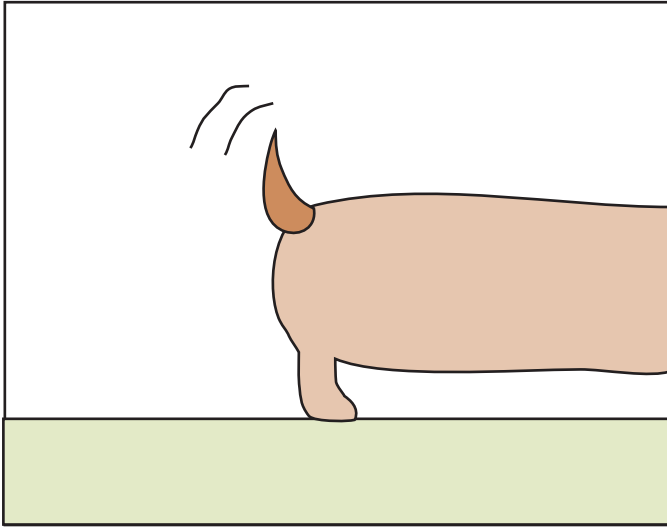
the **dog** park.




When **dod** the
dog asked, "What is
your name?", his other
end said nothing.




So **dod** said, "I will
call you **bob**. Hello
bob – you can call
me **dod**."




But **bob** did not
say, "Hello **dod**" to
dod. **bob** could
only wag his tail.



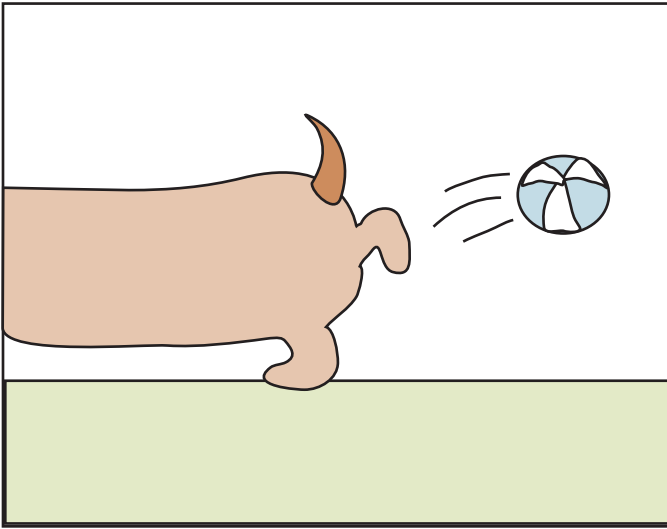
But **dod** did not care.
bob and **dod**
were best friends at
the **dog** park.



Their favorite game at
the **dog** park is
chase. First, **dod**
chases **bob**.

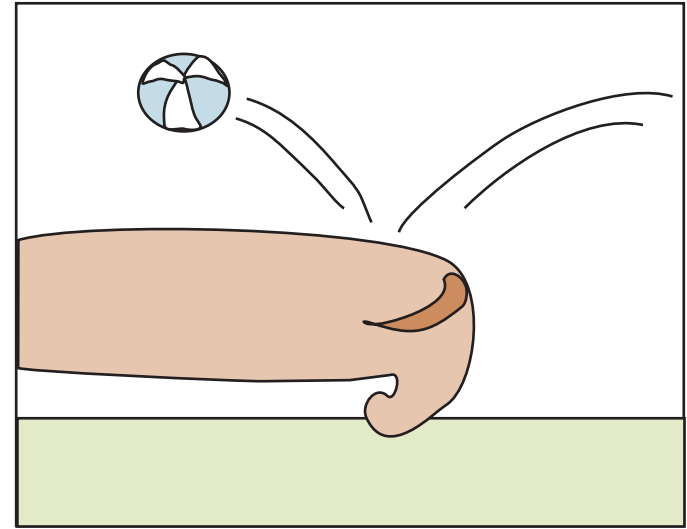


And then **bob**
chases **dod**.
bob and **dod**
have lots of fun.




They also play ball at
the **dog** park.


bob kicks the ball
to **dod**, and then
dod kicks it back.




Because **bob** has no
eyes, he misses the ball
a lot, but **dod**
never gets mad at
bob.



“You are my best friend,” says **dod** to **bob**. “I know we only met a few days ago at the **dog** park...”




“...but I feel like I have known you all my life.” **bob** wags his tail – he feels the same way about **dod**.



dod looks at **bob**.

He opens his eyes as big as
he can. “**bob**,” says
dod, “Are you SURE
we have never met before?”



bob shakes his tail.

bob knows he has
NEVER seen **dod** before
– **bob** has no eyes, so
this is perfectly true.