















Alphabetti Book 1-D activities page 1

Color the shapes, then cut them out and paste them to a new page to spell the words "big," "dog" and "did."


Example:



Alphabetti Book 1-D activities page 2



Alphabetti Book 1-D activities page 3



i i i i i i i

o o o o o o

a a a a a a

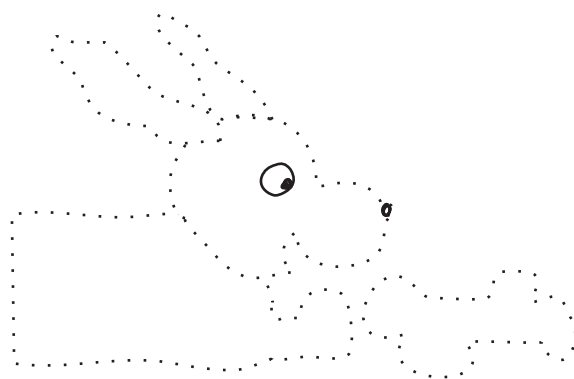
i i i i i i i

a a a a a a

o o o o o o

Alphabetti Book 1-D activities page 4

big



big big big

bob bob bob


dig dig dig

dog dog dog

big big big

dig dig dig

Alphabetti Book 1-D activities page 5



Coloring page

Alphabetti Book 1-D activities page 6

1

Print ONE copy of the attached “cards” and cut them up. Use thick enough paper so that you can’t see the words through the paper.

2

Mix up cards and lay them face down on a table or on the floor.

3

The first player turns over two cards. If the words match, he/she keeps the cards and gets to turn over two more cards. If the words don’t match, the play passes to the next player, and so on until the cards have all been matched.

4

The player with the most pairs of words wins the game.

did

did

did

did

dig

dig

dig

dig

dog

dog

bob

bob

bab

bab

bad

bad

dod

dod